



Kalele Kurrents

ANNA
MCLAIN

GENERAL MANAGER
808.395.0431
GM@KALELEKAI.COM

MANDY
APILANDO

ASSISTANT GENERAL
MANAGER
808.395.0431
AGM@KALELEKAI.COM

24HOUR
SECURITY

808.729.7529

BOARD OF DIRECTORS

President- Rosalind Hamby
Vice President- Bill Oberlin
Secretary -Mark Hertel
Treasure-Paul Jordan
Director - Marsha Alegre
Director - Chris Nielsen
Director - Art Isbel
Director -Hugh Hazenfield
Director - Scott Meyers

COMMITTEES

Buildings- Mark Hertel
Energy- Art Isbel
Finance - Paul Jordan
House Rules- Hugh
Hazenfield
Security - Bill Oberlin

CONTACTS:

KALELE KAI WEBSITE
Kalelekai.com

HAWAIIANA MANAGEMENT
SHERWIN GASMAN
808.593.6362 Sherwing@hmcmtg

HAWAII KAI MARINA ASSOCIATION
808.396.2469
admin@hawaiikaimarina.com.

HAWAIIAN PROPERTIES
808.539.9777
info@hawaiianprop.com



Announcement & Reminders

Hawaii Kai Shopping Center Dump

We're pleased to share that, thanks to a few of our residents' efforts, we connected with our district representative to address the illegal junk dumping behind Building 1 in the Hawaii Kai shopping center. The area has now been cleared, and we have taken further steps to prevent this issue from recurring.

The Kalele Kai management team recently met with the property manager of the nearby shopping center to ensure a proactive approach. On their side, they have increased late-night security patrols and installed cameras facing the wall behind Building 1 to monitor any suspicious activity.

As a friendly reminder, we have a bulk item disposal bin in Building 3, near the car wash bay. If you have items to dispose of, please contact the office to arrange access to the bin.

Also, if you notice any illegal dumping, please make sure to report it to our management office. We'll coordinate with the shopping center's property manager to address it promptly.

Thank you all for your assistance in keeping our community clean.

Waterproofing Floors



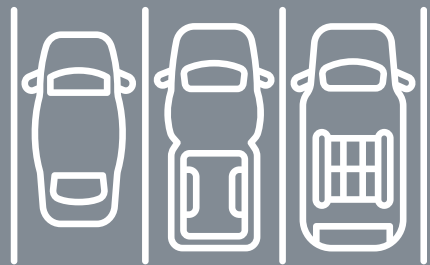
While waterproofing your laundry room floors is not a requirement, we strongly encourage you to consider it. This can help prevent potential water damage to your downstairs neighbor's property in case of a leak. Below are some ways to waterproof your floors.

Waterproofing Liquid Sealants

These can be applied to your existing flooring to enhance its water resistance.

Pre-Installation

If you are planning to install new flooring, waterproofing materials can be added before installation to further protect against potential leaks.



All new vehicles must be registered with the office.

As a friendly reminder, the speed limit is 5 mph.

Please slow down and watch for pedestrians and other vehicles.

Kitchen Drain Cleaning

We recently hired Allen's Plumbing to perform a hydro jetting service on our main kitchen drain lines, and we want to share some important findings with you. During the cleaning process, it became clear that all of our kitchen stack drain pipes were in worse shape than expected. In every stack that was cleaned, we found significant black sludge and buildup, primarily caused by grease and food waste like rice and noodles being disposed of down the drain. In fact, many of these pipes had only a dime-sized opening left for water to pass through!

HELPFUL TIPS

To help prevent future clogs and backups, we ask all residents to be mindful of what goes down the drain. Here are a few ways you can help keep our pipes in better shape.

- **Dispose of Food Waste Properly:** Avoid sending rice, noodles, and other food items down the kitchen drain. Instead, scrape these items into a compost bin or trash.
- **Use a Grease Container:** Grease can harden and cling to the pipes, creating stubborn blockages. Collect grease in a separate container and discard it once it cools.
- **Rinse with Hot Water and Soap:** Occasionally flushing the drain with hot, soapy water can help minimize buildup.
- **Use a Sink Strainer:**

Place a strainer over the drain to catch small food particles, and empty it regularly.






When was the last time you maintained..

FRIDGE COILS

Why: The coils help with the cooling process. If they become covered in dust and debris, the fridge has to work harder, using more energy and reducing its lifespan.

How: Clean the coils at least twice a year using a coil brush or a vacuum with a brush attachment.



WATER HEATER FLUSH


Why: Sediment builds up at the bottom of the tank, reducing efficiency and potentially leading to rust and leaks.

How: Flush the tank once a year to remove sediment. This can often be done by connecting a hose to the drain valve and allowing water to run out until clear.

WASHING MACHINE GASKETS & FILTERS

Why: The rubber gasket can trap moisture, leading to mold and mildew. Additionally, a clogged filter can affect the machine's performance and efficiency.

How: Wipe down the rubber gasket regularly and clean out any debris. Every few months, locate and clean the filter, which is usually near the front bottom of the machine.





Pool Renovation Update

We are pleased to inform you that the pool renovations are progressing on schedule, and everything is going according to plan. We're excited to share the progress with you and have captured photos throughout the renovation process to give you a glimpse behind the scenes. We look forward to unveiling the newly renovated pool area and thank you for your patience and support during this time.





Mahalo Nui Loa


As the month of November reminds us of the importance of giving thanks, we want to take a moment to express our deepest gratitude to those who keep Kalele Kai thriving. To our incredible housekeepers, maintenance workers, security, landscapers, and vendors—thank you for your tireless efforts in keeping our community clean, safe, and beautiful. Their hard work and attention to detail do not go unnoticed, and we truly appreciate everything you do for us.

We also want to give a special thanks to our wonderful residents. Your role as the eyes and ears of our community is invaluable. Your care and vigilance help us stay aware of things we might not always see, and your partnership makes Kalele Kai a safer, more connected place to live.

This November, we are especially thankful for the strong sense of community we've built together. We look forward to continuing to grow and thrive with you all.

Mahalo,
Kalele Kai Management

*Happy
Thanksgiving*





K A L E L E K A I

VENDOR LIST

Air conditioning service

CLK mechanical	808773-7325
Mech-a-lot	808-781-5633
Purair Hawaii	808 589-2712

Plumbing

535 Plumbing	808-300-0535
Waialae Plumbing	808-735-8595
Ogami Plumbing	808-551-2351

Electrical

Diamond Head Electric	808-739-0411
Aikane Electrical Service	808-927-2087
EMJ Electrical	808-460-5190

Handy Man

Handy Andy	808-285-3443
Dream Life,inc	808-321-5208

Property management

Hawaiiana Management	808-593-9100
----------------------	--------------

Restoration

First on site	808-484-4095
Rescue one Restoration	808-745-1608

Moving Company

Royal Hawaiian movers	808-432-9547
Island Movers	808-832-4000

Appliance Repair

Woo's Appliance	808-330-6212
Ohana appliance	808-852-8499

Lanai Door and Screen Repair

Screens and things	808748-3772
State Drapery	808-593-9900

Carpet Cleaning

Oahu Steam Cleaning, Inc	808-953-8897
Renue	808-224-7936
Clean carpet RX	808-388-8778

Boat Cleaner

Barnacle Blasters	808-450-1861
-------------------	--------------

We have assembled a list of contractors and vendors for the convenience of the residents of Kalele Kai. Please note that using these companies is at your own risk, as we do not endorse them. To protect your personal property, custom furnishings, and valuables not covered under the master policies, unit owners must obtain their own individual insurance H06 policy for personal property and liability protection.

For the apartment alterations application form, please email AGM@Kalelekai.com or visit our website Kalelekai.com under the documents section to obtain one.